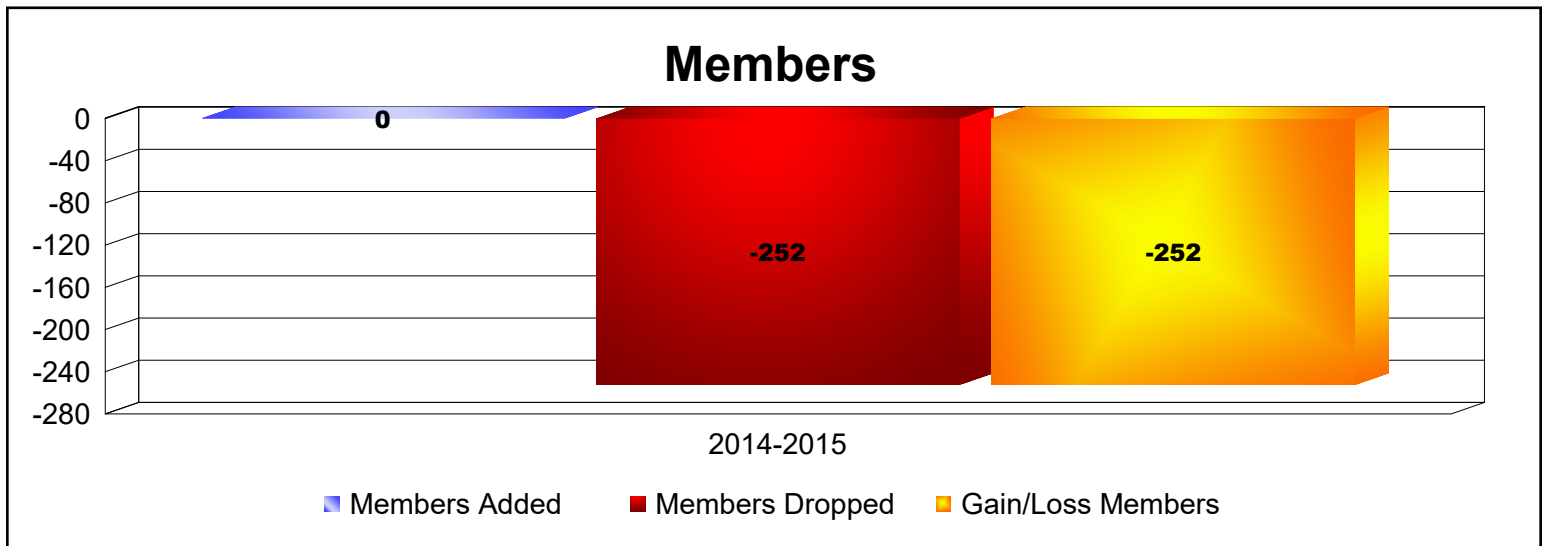
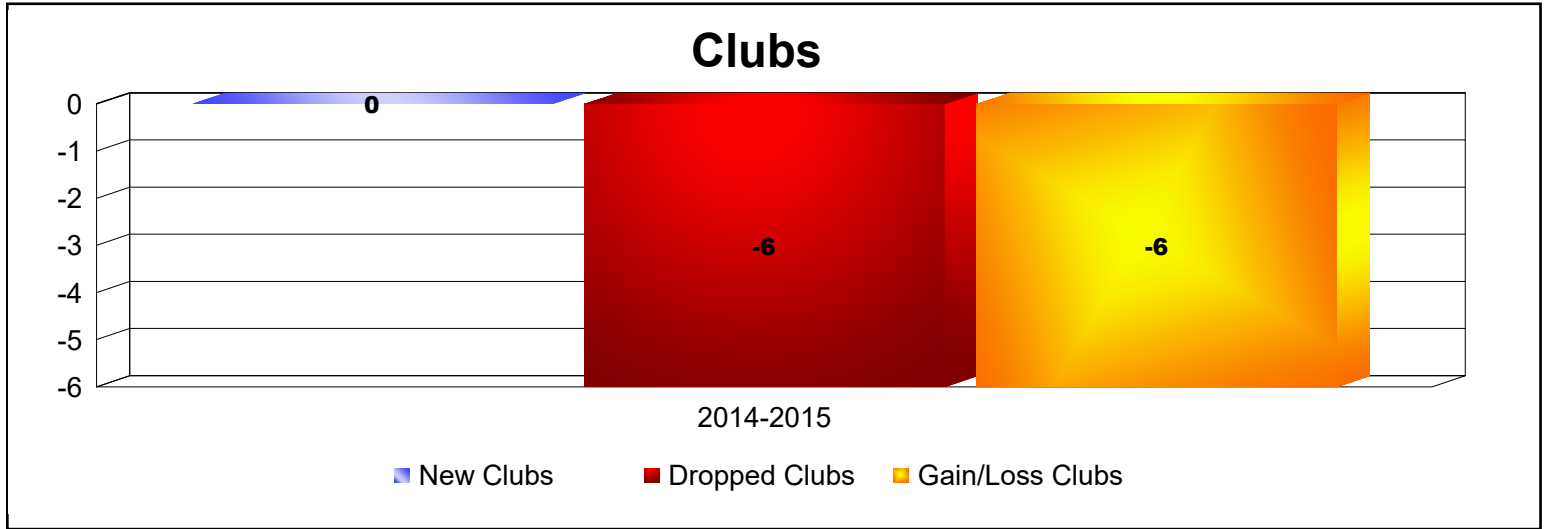


Year	New Clubs	Dropped Clubs	Gain/ Loss Clubs	New Members	Charter Members	Reinstate Members	Transfer Members	Total Member Added	Total Members Dropped	Gain/ Loss Members
2014-2015	0	-6	-6	0	0	0	0	0	-252	-252
Average	0	-6	-6	0	0	0	0	0	-252	-252

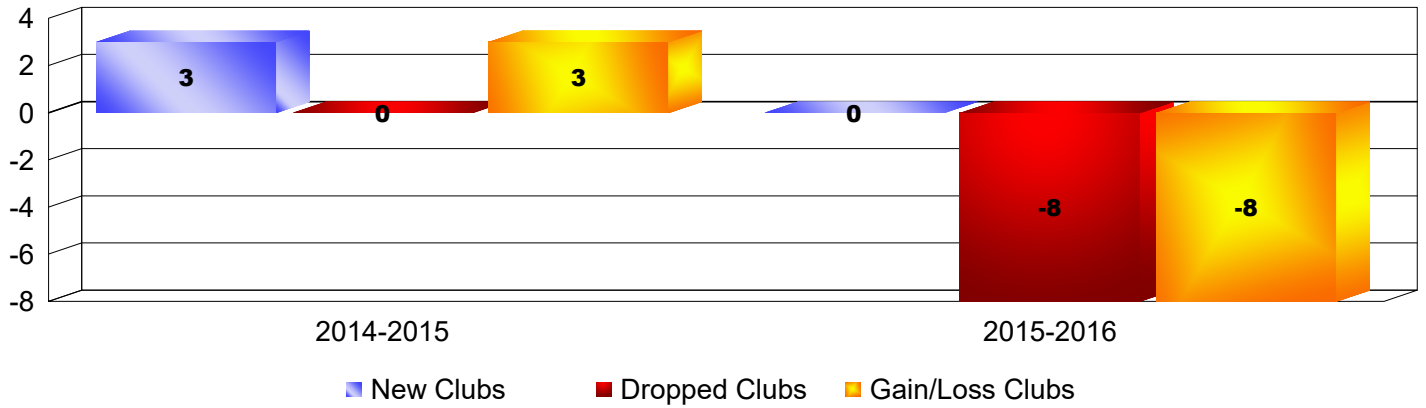


Disbanded Districts

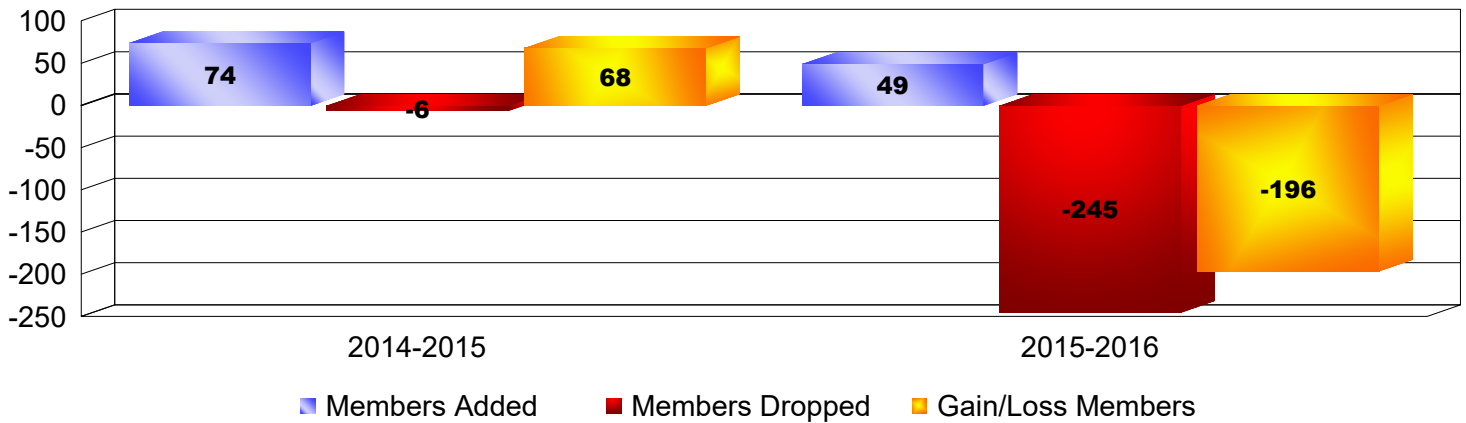
As of June 2017 Cumulative

Year	New Clubs	Dropped Clubs	Gain/ Loss Clubs	New Members	Charter Members	Reinstate Members	Transfer Members	Total Member Added	Total Members Dropped	Gain/ Loss Members
2014-2015	3	0	3	14	60	0	0	74	-6	68
2015-2016	0	-8	-8	0	36	13	0	49	-245	-196
Average	2	-4	-3	7	48	7	0	62	-126	-64

Clubs



Members



Membership Composition

June 2017 Cumulative

New Members	0.0%
Charter Members	0.0%
Reinstate Members	0.0%
Transfer members	0.0%
Total:	100.0%

Gender Comparison

June 2017 Cumulative

Disbanded Districts

As of June 2017 Cumulative

Year	New Clubs	Dropped Clubs	Gain/ Loss Clubs	New Members	Charter Members	Reinstate Members	Transfer Members	Total Member Added	Total Members Dropped	Gain/ Loss Members
2014-2015	0	-8	-8	12	14	4	0	30	-174	-144
2015-2016	0	-2	-2	5	0	0	0	5	-55	-50
2016-2017	0	-4	-4	3	0	0	0	3	-71	-68
Average	0	-5	-5	7	5	1	0	13	-100	-87

